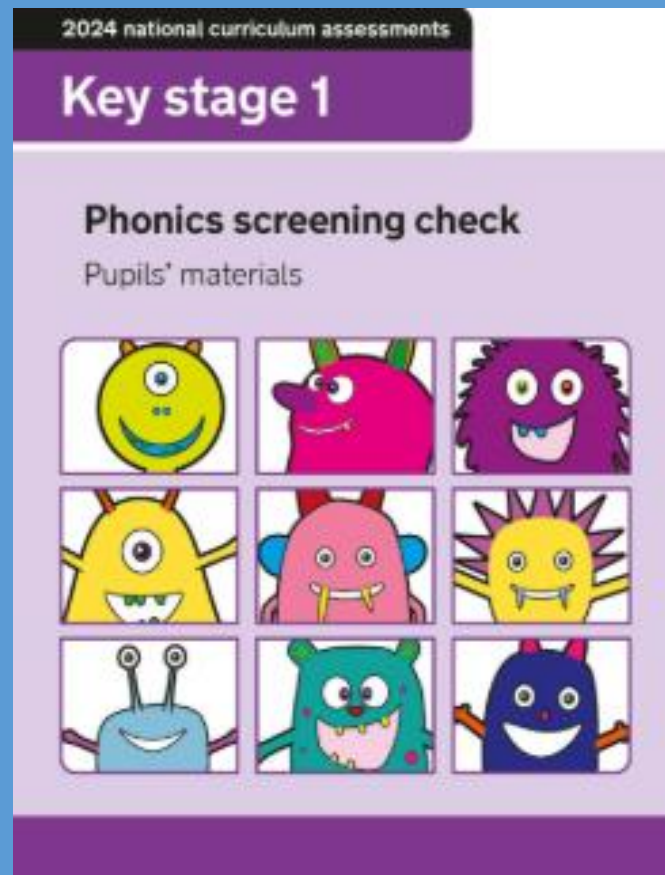


# Year 1

# Phonics Screening Check



# What is Phonics?

- Children begin to learn phonics (sounds) in the Early Years; both Nursery and Reception. They then continue to learn phonics in Year 1 and year 2 (if necessary).
- We use the Anima programme to teach children phonics.
- Once children begin to blend sounds together, they use this knowledge to read words.
- Once a child's reading has progressed, they develop segmenting for writing skills; breaking a word up into sounds to spell.

# What is the Phonics Screening Check?

- The Phonics Screening Check is designed to confirm whether individual children have learnt sufficient phonic decoding and blending skills to an appropriate standard.
- Passing the phonic screening check does not mean your child is a fluent reader.
- They will continue phonics lessons and regular reading sessions.
- The Year 1 Phonics Screening Check for 2026 will take place in the week beginning Monday 8th June 2026.

# What happens during the check?

- The check contains 40 words.
- Each child will sit one to one and read each word aloud to their teacher.
- The check will take approximately 4-10 minutes per child although all children are different and will complete the check at their own pace. The check can take place over more than one day if necessary.
- The list of words the children read is a combination of 20 real words and 20 pseudo words (nonsense words).

# Example of the Real Words:

in

at

beg


sum

moat

shape

hair

crate



## Pseudo Words (Nonsense Words)


- The pseudo words will be shown to your child with a picture of a monster. This provides the children with a context for the pseudo word which is independent from any existing vocabulary they may have.
- Pseudo words are included because they will be new to all pupils. They do not favour children with a good vocabulary knowledge or visual memory of words. It is purely to assess their ability to phonetically decode.

# Example of the monster words:


ot




vap



osk



ect



stip



prool



darps



thand



# Reporting the results

- By the end of the Summer term, all schools must report the results to the Local Authority.
- Data from the check will be used by DfE to determine which pupils have not met the expected standard in phonics.
- Y1 Children not meeting the standard will be able to re take the check in Year 2.
- You will be notified of the results after they have been submitted and collated by DfE. Schools must report pupils' results to parents in their annual reports.

# Threshold

- Schools are not made aware of the threshold until the phonics checks have been administered to avoid maladministration (cheating).

The threshold could be anywhere between 32-36. Previous years have been 32.

# How can I help my child at home?

- Play lots of sound and listening games with your child e.g. 'I spy with my little eye something beginning with 'th' / the 'ee' sound in it...'
- Go on [www.phonicsplay.co.uk](http://www.phonicsplay.co.uk) or <https://home.oxfordowl.co.uk/>
- **Listen to pronunciation of sounds:**  
<https://www.youtube.com/watch?v=EYx1CyDMZSc>
- Read as much as possible to and with your child - encourage your child to sound out any words they are unsure of.
- Links and activities will be added to the homework sheets so you can support your child at home.



## Reading at Home

- Five minutes a day can make so much difference.
- Reread books several times:
  - 1st read is needed to decode
  - 2nd read less decoding and show more understanding of what they are reading
  - 3rd read fluent and using expression, intonation

- We will be running mock Phonic Checks during the year to familiarise the children with the assessment format and also to track progress.
- First check will be completed before parent consultation evening so we can discuss how your child is getting on then.